

HAVO/VWO 4
ENGLISH



FAIRY TALES

WORKBOOK

Name: _____

Class: _____

CRITERIA

Criteria checklist for your story:

- **Fairy tale/Superhero story:** Write a story between 600-800 words (1 side of A4)
- **In word:** Your story is written in paragraphs, using the Word template and includes a title and your name.
- **Grammar/UofE:** You should have some degree of control over grammar & use of English **Vocabulary:** You should use a large range of vocabulary & correct use of **Quotation marks** (See Writing Tips)
- **Elements or Motifs:** Use at least 5 elements or motifs commonly used in a fairy tales /superhero stories, use them creatively.
- **Plot Type:** Your story content should be written according to the stages of one of the 7 booker plot types (lesson 3).
- **Label:** each plot stage of your story should be labelled (see Story Template & Example)
- **Literary Elements:** You should include plot, character, setting, conflict, resolution
- **List:** the **5 Elements / Motifs & Literary elements** in your story at the end of the document should be listed.
- **Workbook:** Don't forget your completed workbook is part of your grade.

You cannot..

- Use **someone** else's work offline or online [Beware of the plagiarism checker!]
- Only **change** the names and characters of an original story or fairy tale

First you will write a first story draft:

- Hand in your first draft on **Opdrachten**
- Get **feedback** on it.
- **Revise** it for the final version
- **Study** it to be able to write it quickly in class

Secondly, you will write the final version during class in a Test-like setting:

- Use the **Story Template** and pre-fill in the **Lesson, Elements & Motifs and Literary Elements** before the test.
- You will write the story in this pre-filled Story Template document on your **charged laptops** in class.
- You are allowed to bring a **dictionary** & a completed **workbook**.
- You are allowed to bring your **first draft** with feedback.
- You are **NOT** allowed to use internet sources during the test.

Handing in your work

- Check the **END-PRODUCT** requirements and read the **RUBRIC** to make sure you have done everything.
- **Revise** your work using the **feedback** you got on your first hand-in.
- **Upload** your document to Opdrachten before the deadline.
- Writing will only be done in class.
- After **every writing session**, you will hand in your work in Opdrachten.
- Do **not upload** screenshots or photo's of paper. Only **WORD** documents will be accepted.




Lesson 1

A series of horizontal lines for writing, alternating between light blue and white backgrounds.




Lesson 1

A series of horizontal lines for writing, alternating between light blue and white backgrounds.



Lesson 1

	Setting	Good Character	Bad Character	Royalty Yes/No	Poverty Yes/No
Little Red Cap					
Snow White					
Hansel & Gretel					
?					



Problem	Pattern of 3 or 7	Magical Element	Solution	Lesson Learned	Poverty Yes/No



Lesson 1: Elements & Motifs

A series of horizontal lines for writing, alternating between light blue and white background colors.




A series of horizontal lines for writing, alternating between light gray and white background colors.

MY STORY

Lesson 4


LITERARY ELEMENTS



PLANNER



Lesson 4



A large, empty white rectangular area for writing, bounded by a vertical line on the left and a horizontal line at the top.

MY STORY

Lesson/Moral	
Setting	LITERARY ELEMENTS
Characters	
Plot	
Conflict	
Resolution	
Elements & Motifs	

PLANNER

Lesson/Moral	
Setting	
Characters	
Plot	
Conflict	
Resolution	
Elements & Motifs	

NOTES

Plot Type	
Stage 1	
Stage 2	
Stage 3	
Stage 4	
Stage 5	
Stage 6	

NOTES

Plot Type	
Stage 1	
Stage 2	
Stage 3	
Stage 4	
Stage 5	
Stage 6	

NOTES

NOTES

NOTES

NOTES

STORY TITLE

By
Your Name

Plot type:

Stage 1:

Stage 2:

Stage 3:

Stage 4:

Stage 5:

Important: Before the test pre-fill in the information below.

Lesson to be learned

Chosen Elements

- 1.
- 2.
- 3.
- 4.
- 5.

Literary Elements

Plot summary:

Setting:

Characters:

Protagonist:

Antagonist:

Conflict:

Resolution:

Criteria	10	8	5,5	4	2
Length of story, paragraphs & title/name, completion of Workbook	+ Conscientiously, & creatively worked in. [Exercises are more than just complete]	+ Very neat	Story is between 600 – 800 words, is written in paragraphs, includes a title and name. Workbook exercises are complete.	Story is not between 600 – 800 words, OR is not written in paragraphs OR does not include a title and name. Workbook exercises are not all complete.	Story is way more or less than 600 – 800 words, there are no paragraphs, a title is missing OR a name is missing. Many workbook exercises are incomplete
Originality & Creativity	Story is extremely original, showing great talent and creativity.	Story is largely original, showing a lot of talent and creativity.	Story should show some originality & creativity.	Story is only slightly different from the original and shows no talent or creativity.	Story is a copy of the original with only different names. it shows no talent or creativity.
Grammar & Use of English	The student has an excellent degree of control over Grammar & Use of English. He/She has an excellent command over large and difficult range of vocabulary	The student has a good degree of control over Grammar & Use of English. He/She has a good command over a large range of vocabulary	The student has some degree of control over Grammar & Use of English. He/She uses a varied range of vocabulary	The student has little degree of control over Grammar & Use of English and makes many mistakes. He/She uses a small range of vocabulary	The student has no degree of control over Grammar & Use of English and makes too many mistakes so that it is unreadable. He/She uses a very small range of vocabulary

Use of Plot Type	Story includes the stages of his/her chosen plot type; clearly labelled, the stages are excellently described & written and show clear insight and understanding of the chosen plot type.	Story includes the stages of his/her chosen plot type; clearly labelled, the stages are well described & written and show good insight and understanding of the chosen plot type.	Story should include the stages of his/her chosen plot type; clearly labelled, the stages show some insight and understanding of the chosen plot type.	Story does not include all of the stages of chosen plot type OR they are not clearly labelled. The stages do not show much understanding of the chosen Plot Type.	Story does not include the stages of the chosen plot type. They are not clearly labelled and are unclear. No insight is shown into the chosen plot type.
5 Motifs / Elements	Story includes at least 5 elements and motifs clearly underlined and has used them relevantly and very creatively within the story, giving the reader a real sense of a fairy tale/superhero story.	Story includes at least 5 elements and motifs clearly underlined and has used them relevantly and creatively within the story.	Story should include 5 elements and motifs clearly underlined and somewhat relevant.	Story includes less than 5 elements and motifs OR they are not clearly underlined and not all relevant.	Story includes less than 3 elements and motifs and they are not clearly underlined and not at all relevant.
Literary Elements <ul style="list-style-type: none"> • Plot • Setting • Characters • Conflict • Resolution 	Story includes all 5 literary elements and has used them relevantly and very creatively within the story.	Story includes the 5 literary elements all of which are well written and defined.	Story should include 5 clearly defined literary elements.	Story includes less than 5 Literary elements.	Story includes no clear Literary elements.

